

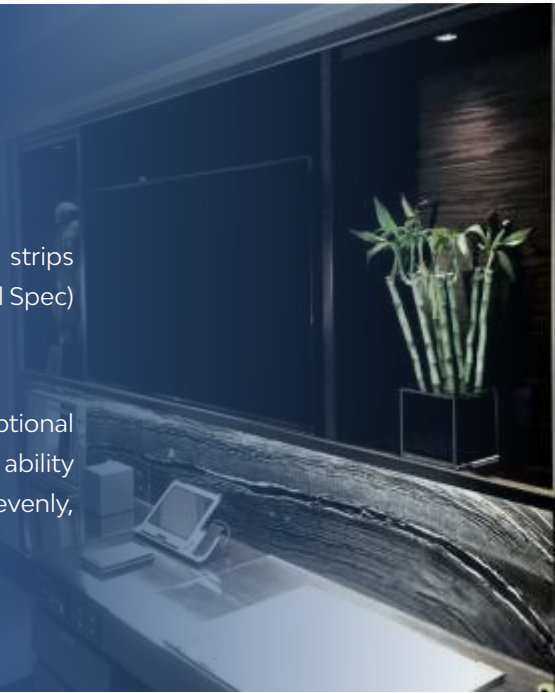


ARCHITECTURAL MILLWORK COLOR LightPanel System

The **ARCHITECTURAL MILLWORK** LightPanel System are slim LED LightPanel strips designed exclusively to add COLOR (Use color for each letter like our Color LightPanel Spec) for custom cabinets, doors, windows, mouldings, alcoves and accent lighting.

The **COLOR** LightPanel Architectural Millwork System offers Red, Green, Blue and Optional White(RGB or RGBW) LEDs in the same LED package allowing lighting designers the ability to change colors in their design while our LightWeb Technology distributes the light evenly, eliminating hot spots otherwise visible with tape lighting.

The Architectural Millwork LightPanel System is UL Listed



Wattage

- RGB 24V Standard Power (12V Optional)
- RGB + W 24V Standard Power (12V Optional)



Optional Specifications



COMPATIBLE POWER SUPPLIES :

- DMX-Compatible
- DALI Compatible
- 0-10V Dimmable



COLOR TEMPERATURES :

- 1800K • 2400K • **2700K** • **3000K**
- 3500K • **4000K** • 5000K • **6000K***
- **6500K** • 7500K • UV (Ultraviolet)

*formerly 5300K

Bolded colors are commonly available in stock.





Product Specification Ordering Form

NAME:	PROJECT NAME:	ADDRESS:
PHONE:	PROJECT LOCATION:	CITY:
EMAIL:	ANTICIPATED DELIVERY DATE:	ZIP CODE:
COMPANY NAME:	PROJECT SPECIFIER:	RUSH PROJECT: <input type="checkbox"/> Yes <input type="checkbox"/> No

QTY	PANEL TYPE	VOLTAGE	DIMENSIONS (INCHES) TOP SIDE		LED SIDES	COLOR TEMP	LED POWER	DIFFUSER	CORD LENGTH	CORD LOCATION	CORD COLOR	POWER SUPPLY	SPECIFY "AM" FOR MILLWORK
5	LP	24V	48	50	4SL	2700	SP	DIF	CC6	TL	BC	010V	AM

A PANEL TYPE

LP - BASIC

Lightpanel (use For Curved Panel As Well)

LF - FRAMED

Lightpanel With C Channel 7/16"
Lightpanel With J1 Channel 1/4"
Lightpanel With J2 Channel 5/16"

CP - CRYSTAL

Lightpanel

CF - CRYSTAL FRAMED

Lightpanel With C Channel 7/16"

WP - WET LOCATION

Lightpanel - Wet Location

AM - ARCHITECTURAL MILLWORK

Lightpanel

AU - AURA

Lightpanel

B VOLTAGE

24V - 24V (Standard)

12V - 12V (Optional)

C DIMENSIONS

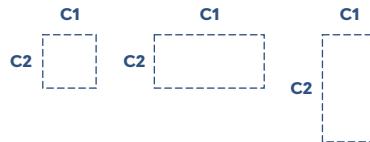
(Generated by Client)

C1- Top Dimension

C2- Side Dimension

*For custom shapes, please provide:

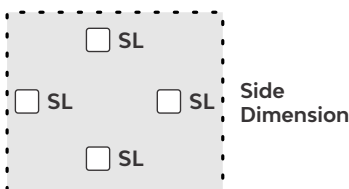
- Longest Outside Dimensions
- Drawing



D LED SIDES

- 1SL - One Side
- 2SL - Two Sides
- 3SL - Three Sides
- 4SL - Four Sides

Top Dimension



*Please note, the longest length is typically the LED side when selecting 1SL or 2SL

E COLOR TEMP

- 1800 - 1800K
- 2400 - 2400K
- 2700 - 2700K
- 3000 - 3000K
- 3500 - 3500K
- 4000 - 4000K
- 5000 - 5000K
- 6000 - 6000K
- 6500 - 6500K
- 7500 - 7500K
- UV - Ultraviolet
- RGB - Color Changing
- RGBW - Color Changing + White (6000K, 4000K, 2700K)
- CT- Color Tuning (2400K to 6000K)

F LED POWER

SP- Standard Power

HP- High Power

G OPTIONAL 2MM DIFFUSION OPAL

YES - DIF NO - ND

H POWER CORD LENGTH

SC - Standard -9.8 ft.

CC_ - Custom Length ____ ft

I POWER CORD EXIT

TL - Top Left Corner

TR - Top Right Corner

STL - Side Top Left Corner

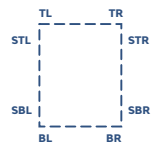
SBR - Side Bottom Right Corner

BL - Bottom Left Corner

BR - Bottom Right Corner

SBL - Side Bottom Left Corner

SBR - Side Bottom Right Corner



J POWER CORD COLOR

BC - Black WC - White

K POWER SUPPLY INFO

010V - 010V Dimmable Hardwire

ELV - Electronic Low Voltage Dimmable Hardwire

DMX - DMX /DALI

PI - Plug In, DC Jack

DPI - Dimmable Plug in w/ remote

L SPECIFY IF AM

Note "AM" if this product is going to be used in millwork, cabinetry, or closets



PROJECT NAME:

PROJECT LOCATION:

Please fill out the form

ITEM	QTY	A	B	C1	C2	D	E	F	G	H	I	J	K	L
PANEL TYPE	VOLTAGE	DIMENSIONS		LED SIDES	COLOR TEMP	LED POWER	DIFFUSER	CORD LENGTH	CORD LOCATION	CORD COLOR	POWER SUPPLY	SPECIFY "AM" FOR MILLWORK		
TOP	SIDE													
1	5	LP	24V	48	50	4SL	2700	SP	DIF	CC6	TL	BC	010V	AM

1. What is the Application the panels will be used for?
E.g.: Hospitality, Retail, Signage Etc.

2. What are the LightPanels backlighting?
E.g.: Stone, Graphic, Glass, Acrylic Etc.

3. Will the LightPanels be installed adjacent to one another?
 Yes No
If Yes, Please Provide Drawing of Panel Layout

4. Will the LightPanels be powered individually (1:1) or would you like to connect Multiple LightPanels to a single driver?

5. Are there any installation details to review?

5. Is there an existing Dimming or Lighting Control System?
If so, please provide Representative with information of the Control system (specs, manufacturer, etc.)

Additional information: